
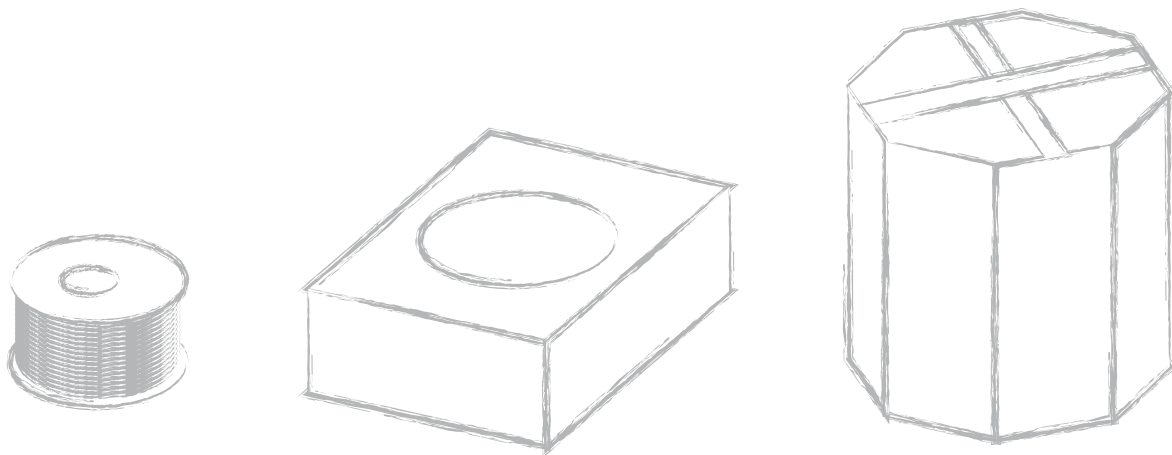


Single Cores



Caleb Cable is developing and supplying high performance single cores, such as hook-up wires and high temperature wires, for the electronics industry and industrial application. We introduced many of today's PVC, XLPE, XL-PVC, Silicone, FEP, ETFE and PTFE insulated wires, depending on the temperature rating, voltage rating and the application environment.



Single Cores

Description	Page
Insulation Material Selection Table	7.3
UL Style NO. Reference Chart	7.4
Certificates.....	7.5
PVC Wires	
UL 1007.....	7.9
UL 1015.....	7.10
UL 1028.....	7.11
UL 1061.....	7.12
UL 1283.....	7.13
UL 1569.....	7.14
Machine Tool Wire.....	7.15
XL PVC Wires	
UL 1430.....	7.16
UL 1431.....	7.17
XLPE Wires	
RAD125 UL 3173.....	7.18
RAD125 UL 3182.....	7.19
RAD125 UL 3265.....	7.20
RAD125 UL 3266.....	7.21
RAD125 UL 3271.....	7.22
RAD155 UL 3289.....	7.23
RAD155 UL 3321.....	7.24
Silicone Rubber Wires	
UL 3132.....	7.25
UL 3135.....	7.26
UL 3212.....	7.27
UL 3512.....	7.28
Fluoroplastic Equipment Wires	
UL 1330.....	7.29
UL 1332.....	7.30
UL 1592.....	7.31
UL 1671.....	7.32
FEP Wire.....	7.33
PTFE Wire.....	7.34


Insulation Material Selection Table

Insulation	Material	Temperature Range	Features
PVC	Polyvinyl chloride	-40°C to +105°C	General-purpose insulation; Good abrasion resistance; Excellent flame resistance
XL-PVC	Cross-linked PVC	-55°C to +105°C	Better abrasion and cut-through resistance than standard PVC; Improved temperature and solder iron resistance over standard PVC; Used in high-density wiring
PTFE (Teflon®)	Polytetrafluoroethylene	-55°C to +200°C	High temperature; Chemically inert: excellent chemical and solvent resistance; Excellent dielectric properties
XLPE	Cross-linked polyethylene	-40°C to +125°C	Higher temperature rating than PVC
Silicone	Silicone	-40°C to +180°C	High-voltage material; Excellent flexibility; Excellent dielectric strength and resistance to radiation, corona, and ozone
ETFE (Tefzel®)	Ethylene tetrafluoroethylene	-70°C to +150°C	Widely used in wire wrap applications

UL Style NO. Reference Chart

Style NO. UL	Material	Rated Temperature	Rated Voltage	Style NO. UL	Material	Rated Temperature	Rated Voltage
Single-conductor, thermoplastic insulation							
UL 1007	PVC	80°C	300Vac	UL 1015	PVC	80, 90, 105°C	600Vac, 750Vdc
UL 1028	PVC	105°C	600Vac	UL 1061	SRPVC	80°C	300Vac
UL 1283	PVC	105°C	600Vac	UL 1330	FEP	200°C	600Vac
UL 1332	FEP	200°C	300Vac	UL 1430	XLPE	105°C	300Vac
UL 1431	XLPE	105°C	600Vac	UL 1569	PVC	80, 90, 105°C	300Vac
UL 1592	FEP	200°C	300Vac	UL 1617	PVC	105°C	600Vac
UL 1672	PVC	105°C	300Vac	UL 10138	PE	80°C	300Vac
UL 10152	PP	80°C	300Vac	UL 10272	PVC	80°C	150Vac
UL 10737	PUR	80°C	300Vac				
Multiple-conductor, thermoplastic insulation							
UL 2092	PVC	60°C	300Vac	UL 2095	PVC	80°C	300Vac
UL 2103	PVC	105°C	300Vac	UL 2464	PVC	80°C	300Vac
UL 2481	PVC	105°C	300Vac	UL 2493	PVC	60°C	300Vac
UL 2517	PVC	105°C	300Vac	UL 2597	PVC	105°C	Voltage not specified
UL 2598	PVC	60°C	300Vac	UL 2835	PVC	60°C	30Vac
UL 2919	PVC	80°C	30Vac	UL 2990	PVC	80°C	30Vac
UL 20276	PVC	60°C	30Vac	UL 20280	PUR	80°C	300Vac
UL 20549	TPU	80°C	300Vac				
Single-conductor, thermoset insulation							
UL 3132	SR-SILICONE	105°C	300Vac	UL 3135	SR-SILICONE	200°C	600Vac
UL 3173	XLPE	125°C	600Vac	UL 3182	XLPE	125°C	600Vac
UL 3212	SR-SILICONE	150°C	600Vac	UL 3265	XLPE	125°C	150Vac
UL 3266	XLPE	125°C	300Vac	UL 3271	XLPE	125°C	600Vac
UL 3289	XLPE or XLPO	150°C	600Vac	UL 3321	XLPE	150°C	600Vac
UL 3512	SR-SILICONE	200°C	600Vac				

Certificates


ONLINE CERTIFICATIONS DIRECTORY

AVLV2.E334907
Appliance Wiring Material - Component

[Page Bottom](#)

Appliance Wiring Material - Component

[See General Information for Appliance Wiring Material - Component](#)

CALEB CABLE INDUSTRIAL LTD
E334907
 ROOM 806
 LANDMARK NORTH
 39 LUNG SUM AVE
 SHEUNG SHUI N T, HONG KONG

Table of Recognized Styles							
Single-conductor, thermoplastic insulation.							
1007	1061	1332	1569	1672	10272		
1015	1283	1430	1592	10138	10737		
1028	1330	1431	1617	10152	10900		
Multiple-conductor, thermoplastic insulation.							
2092	2103	2481	2517	2598	2919	20276	20549
2095	2464	2493	2597	2835	2990	20280	
Single-conductor, thermoset insulation.							
3132	3173	3212	3266	3289	3512		
3135	3182	3265	3271	3321			

Marking: Company name, voltage rating, temperature rating, conductor size, conductor material if other than copper, and use.

Last Updated on 2013-02-26

[Questions?](#)
[Print this page](#)
[Terms of Use](#)
[Page Top](#)

© 2014 UL LLC

When the UL Leaf Mark is on the product, or when the word "Environment" is included in the UL Mark, please search the [UL Environment database](#) for additional information regarding this product's certification.

The appearance of a company's name or product in this database does not in itself assure that products so identified have been manufactured under UL's Follow-Up Service. Only those products bearing the UL Mark should be considered to be Certified and covered under UL's Follow-Up Service. Always look for the Mark on the product.

UL permits the reproduction of the material contained in the Online Certification Directory subject to the following conditions: 1. The Guide Information, Assemblies, Constructions, Designs, Systems, and/or Certifications (files) must be presented in their entirety and in a non-misleading manner, without any manipulation of the data (or drawings). 2. The statement "Reprinted from the Online Certifications Directory with permission from UL" must appear adjacent to the extracted material. In addition, the reprinted material must include a copyright notice in the following format: "© 2014 UL LLC".

Certificates

**ONLINE CERTIFICATIONS DIRECTORY**

ZKHZ.E338096
Machine-tool Wire

[Page Bottom](#)

Machine-tool Wire

[See General Information for Machine-tool Wire](#)

CALEB CABLE INDUSTRIAL LTD
ROOM 806
LANDMARK NORTH
39 LUNG SUM AVE
SHEUNG SHUI N T, HONG KONG

E338096

Type MTW, Single-Conductor Construction A; Multiple Conductor Cable.

[Last Updated on 2010-07-06](#)

[Questions?](#) [Print this page](#) [Terms of Use](#) [Page Top](#)

◆ 2014 UL LLC

When the UL Leaf Mark is on the product, or when the word "Environment" is included in the UL Mark, please search the [UL Environment database](#) for additional information regarding this product's certification.

The appearance of a company's name or product in this database does not in itself assure that products so identified have been manufactured under UL's Follow-Up Service. Only those products bearing the UL Mark should be considered to be Certified and covered under UL's Follow-Up Service. Always look for the Mark on the product.

UL permits the reproduction of the material contained in the Online Certification Directory subject to the following conditions: 1. The Guide Information, Assemblies, Constructions, Designs, Systems, and/or Certifications (files) must be presented in their entirety and in a non-misleading manner, without any manipulation of the data (or drawings). 2. The statement "Reprinted from the Online Certifications Directory with permission from UL" must appear adjacent to the extracted material. In addition, the reprinted material must include a copyright notice in the following format: "© 2014 UL LLC".

Certificates

 CSA INTERNATIONAL			
<h1>Certificate of Compliance</h1>			
Certificate:	2441668	Master Contract:	252412
Project:	2441668	Date Issued:	July 27, 2011
Issued to:	Caleb Cable Industrial Ltd 107 Luyuan Rd Ke Yuan Cheng Tangxia Dongguan, Guangdong 523716 China Attention: Jason Jia		
<i>The products listed below are eligible to bear the CSA Mark shown</i>			
		Edward Lourenço Issued by: Edward Lourenço	
PRODUCTS			
CLASS 5854 01 - WIRES - Radio-circuit Wires			
TR-64 single conductor construction rated 90C, FT1. Insulation: PVC. Size range: 28 to 14 AWG.			
APPLICABLE REQUIREMENTS			
CSA C22.2 No. 127 - Equipment and Lead Wires			
DQD 501 Rev. 2009-09-01		Page: 1	

Certificates

 CSA INTERNATIONAL			
<h1>Certificate of Compliance</h1>			
Certificate:	2422489	Master Contract:	252412
Project:	2422489	Date Issued:	July 27, 2011
Issued to:	Caleb Cable Industrial Ltd 107 Luyuan Rd Ke Yuan Cheng Tangxia Dongguan, Guangdong 523716 China Attention: Jason Jia		
<i>The products listed below are eligible to bear the CSA Mark shown</i>			
		Edward Lourenço Issued by: Edward Lourenço	
PRODUCTS			
CLASS 5835 01 - WIRES - Equipment			
TEW single conductor construction rated 105C, 600V, FT1. Insulation: PVC. Size range: 26 to 4/0 AWG.			
APPLICABLE REQUIREMENTS			
CSA C22.2 No. 127 - Equipment and Lead Wires			
DQD 501 Rev. 2009-09-01		Page: 1	

UL 1007



Technical data

- PVC single core to UL-Style 1007
- **Temperature range**
flexible -5 °C to + 80 °C
fixed installation -30 °C to + 80 °C
- **Nominal voltage** 300 V
- **Test voltage** 2000 V
- **Test voltage** (Spark test)
AWG 26-20 = 4 kV
AWG 16-18 = 5 kV
- **Bending radius**
once approx. 5 x cable diameter
multiple approx. 10 x cable diameter

Properties

- Conditionally resistant to
Oils
Solvents
Acids
Lyes
- PVC self-extinguishing and flame retardant, test method to UL VW-1

Cable structure

- Stranded copper conductor, tinned to UL-Std.785 section G
- PVC core insulation according to UL-Std.1581 class 43 Tab. 50.182, heat and damp resistant

Application

UL 1007 PVC hook-up wires are generally used as the connecting wire for the internal wiring of the electronic and electrical equipment, such as home appliances, motor, lightings. It can be used with the protective tubes when necessary.


AWM = Appliance Wiring Material

UL = Underwriters Laboratories Inc. (USA)

UL File NO. E334907

AWG-no.	Cross-sec. mm ²	Outer Diameter mm	Copper Weight kg/km	Cable Weight kg/km
26	0.13	1.3	1.6	3.2
24	0.21	1.4	2.3	4.3
22	0.33	1.6	3.4	6.0
20	0.52	1.9	5.3	8.5
18	0.82	2.2	8.2	12.5
16	1.32	2.5	13.0	18.5

UL 1015



Technical data

- PVC single core to UL-Style 1015
- **Temperature range**
-5 °C to + 105 °C
-30 °C to + 105 °C
- **Temperature at conductor** +105 °C
- **Nominal voltage** 600 V
- **Test voltage (Spark test)**
AWG 24: 4 kV
AWG 22 and 20: 5 kV
AWG 18 to 10: 6 kV
AWG 8: 7.5 kV
UL-type AWM + MTW 105 °C 600 V
- **Bending radius**
once approx. 5 x cable diameter
multiple approx. 10 x cable diameter

Properties

- Conditionally resistant to
Oils
Solvents
Acids
Lyes
- PVC self-extinguishing and flame retardant, test method to UL VW-1

Cable structure

- Stranded copper conductor, tinned or plain
AWG-sizes as per table below
- PVC core insulation according to
UL-Standard 1581, class 43 and CSA-C22.2
No. 210 UL VW-1 and CSA FT1, heat and
damp resistant

Application

UL 1015 PVC hook-up wires are generally used as the connecting wire for the internal wiring of the electronic and electrical equipment, such as home appliances, motor, lightings. It can be used with the protective tubes when necessary; it can also be used as the machine tool wire.

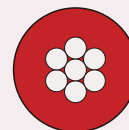
AWM = Appliance Wiring Material (**UL File NO. E334907**)

UL = Underwriters Laboratories Inc. (USA)

MTW = Machine Tool Wire (**UL File NO. E338096**)

AWG-no.	Cross-sec. mm ²	Outer Diameter mm	Copper Weight kg/km	Cable Weight kg/km
24	0.21	2.2	2.3	8.0
22	0.33	2.4	3.2	10.0
20	0.52	2.5	5.0	12.0
18	0.81	2.8	7.9	16.0
16	1.31	3.1	12.6	22.0
14	2.08	3.5	20.7	31.0
12	3.32	4.0	33.0	45.0
10	5.26	4.6	51.6	65.0
8	8.35	6.5	80.6	110.0
6	13.29	8.0	125.0	175.0
4	21.14	9.5	201.0	260.0
3	26.65	10.4	253.0	340.0

UL 1028



Technical data

- PVC single core to UL-Style 1028
- **Temperature range** 105 °C
- **Nominal voltage** 600 V
- **Bending radius**
once approx. 5 x cable diameter
multiple approx. 10 x cable diameter

Properties

- Conditionally resistant to
Oils
Solvents
Acids
Lyes
- PVC self-extinguishing and flame retardant, test method to UL VW-1

Cable structure

- Solid or Stranded, tinned or bare copper conductor 22-6AWG
- PVC core insulation according to UL subject 758, UL 1581, CSA 22.2

Application

UL 1028 PVC hook-up wires are generally used as the connecting wire for the internal wiring of the electronic and electrical equipment, such as home appliances, motor, lightings. It can be used with the protective tubes when necessary.

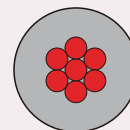
AWM = Appliance Wiring Material

UL = Underwriters Laboratories Inc. (USA)

UL File NO. E334907

AWG-no.	Cross-sec. mm ²	Conductor Construction No. x mm	Conductor Diameter mm	Outer Diameter mm
22	0.352	17 x 0.160	0.76	3.20
20	0.538	21 x 0.178	0.94	3.40
18	0.835	16 x 0.254	1.16	3.60
16	1.357	26 x 0.254	1.49	3.90
14	2.140	41 x 0.254	1.87	4.40
12	3.392	65 x 0.254	2.36	4.80
10	5.644	105 x 0.254	3.00	5.50
8	8.924	119 x 0.300	4.25	6.80
6	14.299	266 x 0.254	5.41	8.00

UL 1061



Technical data

- PVC single core to UL-Style 1061
- **Temperature range** 80 °C
- **Nominal voltage** 300 V
- **Bending radius**
once approx. 5 x cable diameter
multiple approx. 10 x cable diameter

Properties

- Conditionally resistant to
Oils
Solvents
Acids
Lyes
- PVC self-extinguishing and flame retardant, test method to UL VW-1

Cable structure

- Stranded copper conductor, tinned to UL-Std. 785 section G
- SR-PVC core insulation according to UL subject 758

Application

UL 1061 PVC hook-up wires are generally used as the connecting wire for the internal wiring of the electronic and electrical equipment, such as home appliances, motor, lightings. It can be used with the protective tubes when necessary.

AWM = Appliance Wiring Material

UL = Underwriters Laboratories Inc. (USA)

UL File NO. E334907

AWG-no.	Conductor Construction No. x mm	Outer Diameter mm	Max. Cond. Resistance at 20 °C Ohm/km
30	7 x 0.100	0.88	381.0
28	7 x 0.127	0.95	239.0
26	7 x 0.160	1.05	150.0
24	11 x 0.160	1.20	94.2
22	17 x 0.160	1.30	59.4
20	21 x 0.178	1.50	36.7
18	34 x 0.178	1.75	23.2
16	26 x 0.254	2.05	14.6

UL 1283



Technical data

- PVC single core to UL-Style 1283
- **Temperature range** 105 °C
- **Nominal voltage** 600 V
- **Bending radius**
once approx. 5 x cable diameter
multiple approx. 10 x cable diameter

Properties

- Conditionally resistant to
Oils
Solvents
Acids
Lyes
- PVC self-extinguishing and flame retardant, test method to UL VW-1

Cable structure

- Solid or Stranded, tinned or bare copper conductor 8-2AWG
- PVC core insulation according to UL subject 758, UL 1581, CSA 22.2

Application

UL 1283 PVC hook-up wires are generally used as the connecting wire for the internal wiring of the electronic and electrical equipment, such as home appliances, motor, lightings. It can be used with the protective tubes when necessary.

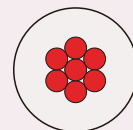
AWM = Appliance Wiring Material

UL = Underwriters Laboratories Inc. (USA)

UL File NO. E334907

AWG-no.	Cross-sec. mm ²	Conductor Construction No. x mm	Conductor Diameter mm	Outer Diameter mm
8	8.0	119 x 0.300	4.25	7.6
6	13.3	266 x 0.254	5.41	8.0
4	21.2	420 x 0.254	6.80	10.4
2	33.6	266 x 0.400	8.56	12.0

UL 1569



Technical data

- PVC single core to UL-Style 1569
- **Temperature range** -5 °C to + 105 °C
- **Nominal voltage** 300 V
- **Bending radius**
once approx. 5 x cable diameter
multiple approx. 10 x cable diameter

Properties

- Conditionally resistant to
Oils
Solvents
Acids
Lyes
- PVC self-extinguishing and flame retardant,
test method to UL VW-1

Cable structure

- Stranded copper conductor, tinned to UL-Std.785
PVC core insulation according to
- UL-Std.1581 class 43 Tab. 50.182, heat and
damp resistant

Application

UL 1569 PVC hook-up wires are generally used as the connecting wire for the internal wiring of the electronic and electrical equipment, such as home appliances, motor, lightings. It can be used with the protective tubes when necessary.

AWM = Appliance Wiring Material

UL = Underwriters Laboratories Inc. (USA)

UL File NO. E334907

AWG-no.	Cross-sec. mm ²	Outer Diameter mm	Copper Weight kg/km	Cable Weight kg/km
26	0.13	1.3	1.6	3.2
24	0.21	1.4	2.3	4.3
22	0.33	1.6	3.4	6.0
20	0.52	1.9	5.3	8.5
18	0.82	2.2	8.2	12.5
16	1.32	2.5	13.0	18.5
14	2.08	3.0	20.0	29.0
12	3.31	3.9	33.0	40.0
10	5.26	4.1	51.6	61.0

Machine Tool Wire



Technical data

- PVC single core according to UL-Std.1063, UL-Style 1015, 1028 and 1283;
- **Temperature range**
flexing +5 °C to + 90 °C
fixed installation -40 °C to + 90 °C
UL (AWM) -40 °C to + 105 °C
UL (MTW) -40 °C to + 90 °C
- **Nominal voltage** 600 Vac, 750 Vdc
- **Test voltage** 2000 V
- **Spark Test**
AWG 20: 5 kV
>AWG 20: 6 kV

Properties

- PVC self-extinguishing and flame retardant according to IEC 60332-1

Cable structure

- Bare copper or Tinned Copper stranded to UL-Subject 758 Section G
- PVC core insulation to UL-Std.1581, class 43, CSA-C 22.2 No.210 Tab. 12 class H

Application

Machine tool wires (MTW) are generally used for the generous purpose wiring for the machine tools and also used as the connecting wire for the internal wiring of the electronic and electrical equipment, such as home appliances, motor, lightings. It can be used with the protective tubes when necessary.

AWM = Appliance Wiring Material (**UL File NO. E334907**)

UL = Underwriters Laboratories Inc. (USA)

MTW = Machine Tool Wire (**UL File NO. E338096**)

2/64" Wall(UL1015)

AWG-no.	Conductor Construction No. x mm	Conductor Diameter mm	Outer Diameter mm
22	7 x 0.076	0.762	2.337
20	10 x 0.076	0.965	2.540
18	16 x 0.076	1.219	2.794
16	19 x 0.297	1.473	3.073
14	19 x 0.373	1.803	3.378
12	19 x 0.470	2.311	3.886
10	19 x 0.594	2.946	4.521

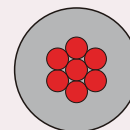
3/64" Wall(UL1028)

AWG-no.	Conductor Construction No. x mm	Conductor Diameter mm	Outer Diameter mm
14	19 x 0.373	1.803	4.166
12	19 x 0.470	2.311	4.674
10	19 x 0.594	2.946	5.039
8	19 x 0.749	3.734	6.096

2/64" Wall(UL1283)

AWG-no.	Conductor Construction No. x mm	Conductor Diameter mm	Outer Diameter mm
6	19 x 0.945	4.699	7.772
4	133 x 0.064	6.731	9.855

UL 1430



Technical data

- XLPVC single core to UL-Style 1430
- **Rated temperature** 105 °C
- **Nominal voltage** 300 V
- **Bending radius**
once approx. 5 x cable diameter
multiple approx. 10 x cable diameter

Properties

- Conditionally resistant to
Oils
Solvents
Acids
Lyes
- XLPVC self-extinguishing and flame retardant, test method to UL VW-1

Cable structure

- 30 AWG - 16 AWG solid or stranded silver plated, tinned or bare copper
- XLPVC core insulation

Application

UL 1430 Cross-linked PVC (XLPVC) hook-up wires are generally used as the connecting wire for the internal wiring of the electronic and electrical equipment, such as home appliances, motor, lightings. It can be used with the protective tubes when necessary.

AWM = Appliance Wiring Material

UL = Underwriters Laboratories Inc. (USA)

UL File NO. E334907

AWG-no.	Conductor Diameter mm	Outer Diameter mm	Cable Weight kg/km	Max. Cond. Resistance at 20 °C Ohm/km
30	0.254	1.01	1.57	361.0
28	0.320	1.08	1.95	227.0
26	0.500	1.26	2.81	150.0
24	0.610	1.37	3.71	94.2
22	0.760	1.52	5.02	59.4
20	0.813	1.57	6.76	35.2
18	1.180	1.94	10.15	23.2
16	1.500	2.26	15.15	14.6

UL 1431



Technical data

- XLPVC single core to UL-Style 1431
- **Rated temperature** 105°C
- **Nominal voltage** 600 V
- **Bending radius**
once approx. 5 x cable diameter
multiple approx. 10 x cable diameter

Properties

- Conditionally resistant to
Oils
Solvents
Acids
Lyes
- XLPVC self-extinguishing and flame retardant, test method to UL VW-1

Cable structure

- 30 AWG - 1000 kcmil solid or stranded silver plated, tinned or bare copper
- XLPVC core insulation

Application

UL 1431 Cross-linked PVC (XLPVC) hook-up wires are generally used as the connecting wire for the internal wiring of the electronic and electrical equipment, such as home appliances, motor, lightings. It can be used with the protective tubes when necessary.


AWM = Appliance Wiring Material

UL = Underwriters Laboratories Inc. (USA)

UL File NO. E334907

AWG-no.	Conductor Diameter mm	Outer Diameter mm	Cable Weight kg/km	Max. Cond. Resistance at 20 °C Ohm/km
30	0.254	1.81	4.18	361.00
28	0.320	1.88	4.68	227.00
26	0.500	2.06	5.87	150.00
24	0.610	2.17	6.98	94.20
22	0.760	2.32	8.62	59.40
20	0.950	2.51	11.00	36.70
18	0.180	2.58	13.83	22.20
16	13.50	2.86	19.43	14.00
14	1.300	3.44	28.26	8.96
12	1.880	3.93	40.97	5.64
10	2.370	4.56	61.47	3.55
8	3.000	6.10	102.85	2.23
6	4.780	7.82	165.45	1.36
4	6.060	9.10	247.71	0.86
2	7.250	10.29	339.85	0.54
1	8.460	12.46	475.38	0.43

RAD 125 UL 3173



Technical data

- Halogen-free single core with increased heat resistance according to UL Style 3173
- **Temperature range** -35 °C to + 125 °C
- **Nominal voltage** 600 V
- **Test voltage** 3500 V
- **Minimum bending radius**
flexing approx. 12.5 x cable diameter
fixed installation approx. 4 x cable diameter

Properties

- Halogen-free
- Lower propagation of fire
- Low development of smoke and fumes
- Good abrasion and notch resistance
- Good resistance to oils and weathering
- Resistant to UV radiation and ozone
- Resistant to soldering temperatures

Cable structure

- Conductor: 26 AWG - 9 AWG solid or stranded round, tinned or bare copper.
- Insulation: XLPE

Application

RAD 125 wires are the collection for our irradiation cross-linked PE (XLPE) hook-up wires. They have the heat-resistant features with rated temperature at 125°C. RAD 125 UL 3173 are generally used as the connecting wire for the internal wiring of the electronic and electrical equipment, such as home appliances, motor, lightings. It can be used with the protective tubes when necessary.


AWM = Appliance Wiring Material

UL = Underwriters Laboratories Inc. (USA)

UL File NO. E334907

AWG-no.	Outer Diameter mm	Cable Weight kg/km	Max. Cond. Resistance at 20 °C Ohm/km
26	2.10	6.07	150.00
24	2.21	7.20	94.20
22	2.39	9.21	59.40
20	2.55	11.27	36.70
18	2.78	14.83	23.20
16	3.10	20.34	14.60
14	3.48	28.67	8.96
12	4.12	45.82	5.64
10	4.67	62.24	3.55

RAD 125 UL 3182



Technical data

- Halogen-free single core with increased heat resistance according to UL Style 3182
- **Temperature range** -40 °C to + 125 °C
- **Nominal voltage** 600 V
- **Test voltage** 3500 V
- **Minimum bending radius**
flexing approx. 12.5 x cable diameter
fixed installation approx. 4 x cable diameter

Properties

- Halogen-free
- Lower propagation of fire
- Low development of smoke and fumes
- Good abrasion and notch resistance
- Good resistance to oils and weathering
- Resistant to UV radiation and ozone
- Resistant to soldering temperatures

Cable structure

- Conductor: 26 AWG - 9 AWG solid or stranded round, tinned or bare copper.
- Insulation: XLPE

Application

RAD 125 wires are the collection for our irradiation cross-linked PE (XLPE) hook- up wires. They have the heat-resistant features with rated temperature at 125°C. RAD 125 UL 3182 are generally used as the connecting wire for the internal wiring of the electronic and electrical equipment, such as home appliances, motor, lightings. It can be used with the protective tubes when necessary.

AWM = Appliance Wiring Material
UL = Underwriters Laboratories Inc. (USA)
UL File NO. E334907

AWG-no.	Outer Diameter mm	Cable Weight kg/km	Max. Cond. Resistance at 20 °C Ohm/km
26	2.90	10.68	150.00
24	3.01	12.02	94.20
22	3.19	14.37	59.40
20	3.35	16.72	36.70
18	3.58	20.70	23.20
16	3.90	26.81	14.60
14	4.28	35.75	8.96
12	4.77	49.40	5.64
10	5.40	71.12	3.55
9	5.65	80.60	2.81

RAD 125 UL 3265



Technical data

- Halogen-free single core with increased heat resistance according to UL Style 3265
- **Temperature range**
-40 °C to + 125 °C
- **Nominal voltage** 150 V
- **Minimum bending radius**
flexing approx. 12.5 x cable diameter
fixed installation approx. 4 x cable diameter

Properties

- Halogen-free
- Lower propagation of fire
- Low development of smoke and fumes
- Good abrasion and notch resistance
- Good resistance to oils and weathering
- Resistant to UV radiation and ozone
- Resistant to soldering temperatures

Cable structure

- Conductor: 32 AWG - 16 AWG solid or stranded round.
- Insulation: XLPE

Application

RAD 125 wires are the collection for our irradiation cross-linked PE (XLPE) hook- up wires. They have the heat-resistant features with rated temperature at 125°C. RAD 125 UL 3265 are generally used as the connecting wire for the internal wiring of the electronic and electrical equipment, such as home appliances, motor, lightings. It can be used with the protective tubes when necessary.

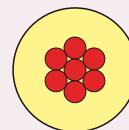
AWM = Appliance Wiring Material

UL = Underwriters Laboratories Inc. (USA)

UL File NO. E334907

AWG-no.	Outer Diameter mm	Cable Weight kg/km	Max. Cond. Resistance at 20 °C Ohm/km
30	0.75	1.04	361.0
28	0.89	1.54	239.0
26	1.00	2.13	150.0
24	1.11	2.98	94.2
22	1.26	4.24	59.4
20	1.45	6.19	36.7
18	1.68	9.06	23.2
16	2.00	13.87	14.6

RAD 125 UL 3266



Technical data

- Halogen-free single core with increased heat resistance according to UL Style 3266
- **Temperature range** -35 °C to + 125 °C
- **Nominal voltage** 300 V
- **Test voltage** 2000 V
- **Minimum bending radius**
flexing approx. 12.5 x cable diameter
fixed installation approx. 4 x cable diameter

Properties

- Halogen-free
- Lower propagation of fire
- Low development of smoke and fumes
- Good abrasion and notch resistance
- Good resistance to oils and weathering
- Resistant to UV radiation and ozone
- Resistant to soldering temperatures

Cable structure

- Tinned Cu wires, according to AWG-sizes
Conductor make-up:
AWG 24 to AWG 14 = 19-wires
AWG 12 = 65-wires
AWG 10 = 105-wires
- Core insulation of polyolefin-copolymer, cross-linked, flame retardant, halogen-free

Application

RAD 125 wires are the collection for our irradiation cross-linked PE (XLPE) hook-up wires. They have the heat-resistant features with rated temperature at 125°C. RAD 125 UL 3266 are generally used as the connecting wire for the internal wiring of the electronic and electrical equipment, such as home appliances, motor, lightings. It can be used with the protective tubes when necessary.

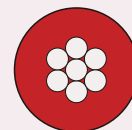
AWM = Appliance Wiring Material

UL = Underwriters Laboratories Inc. (USA)

UL File NO. E334907

AWG-no.	Outer Diameter mm	Copper Weight kg/km	Cable Weight kg/km
24	1.5	2.3	4.0
22	1.6	3.2	6.0
20	1.9	5.0	9.0
18	2.1	7.9	12.0
16	2.4	12.6	16.0
14	2.9	20.7	27.0
12	3.3	33.0	36.0
10	4.1	51.6	58.0

RAD 125 UL 3271



Technical data

- Halogen-free single core with increased heat resistance according to UL Style 3271
- **Temperature range**
-35 °C to + 125 °C
- **Nominal voltage** 600 V
- **Test voltage** 3500 V
- **Minimum bending radius**
flexing approx. 12.5 x cable diameter
fixed installation approx. 4 x cable diameter

Properties

- Halogen-free
- Lower propagation of fire
- Low development of smoke and fumes
- Good abrasion and notch resistance
- Good resistance to oils and weathering
- Resistant to UV radiation and ozone
- Resistant to soldering temperatures

Cable structure

- Tinned Cu wires
- Core insulation of polyolefin-copolymer, cross-linked, flame retardant, halogen-free

Application

RAD 125 wires are the collection for our irradiation cross-linked PE (XLPE) hook-up wires. They have the heat-resistant features with rated temperature at 125°C. RAD 125 UL 3271 are generally used as the connecting wire for the internal wiring of the electronic and electrical equipment, such as home appliances, motor, lightings. It can be used with the protective tubes when necessary.

AWM = Appliance Wiring Material

UL = Underwriters Laboratories Inc. (USA)

UL File NO. E334907

Cross-sec. mm ²	Outer Diameter mm	Copper Weight kg/km	Cable Weight kg/km
0.25	2.3	2.4	7.0
0.50	2.6	4.8	11.0
0.75	2.8	7.2	14.0
1.00	2.9	9.6	17.0
1.50	3.2	14.4	22.0
2.50	3.7	24.0	33.0
4.00	4.2	38.4	53.0
6.00	4.8	57.6	78.0
10.00	6.7	96.0	136.0
16.00	8.5	154.0	203.0
25.00	10.4	240.0	300.0
35.00	11.5	336.0	405.0
50.00	14.4	480.0	580.0

RAD 155 UL 3289



Technical data

- Halogen-free single core with increased heat resistance according to UL Style 3289
- **Temperature range**
-35 °C to + 150 °C
- **Nominal voltage** 600 V
- **Minimum bending radius**
flexing approx. 12.5 x cable diameter
fixed installation approx. 4 x cable diameter

Properties

- Halogen-free
- Lower propagation of fire
- Low development of smoke and fumes
- Good abrasion and notch resistance
- Good resistance to oils and weathering
- Resistant to UV radiation and ozone
- Resistant to soldering temperatures

Cable structure

- Conductor: 30 AWG - 750 kcmil solid or stranded, tinned, bare or silver plated copper or solid
- Insulation: XLPE or XLPO

Application

RAD 155 wires are the collection for our irradiation cross-linked PE (XLPE) hook-up wires. They have the heat-resistant features with rated temperature at 150°C. RAD 155 UL 3289 are generally used as the connecting wire for the internal wiring of the electronic and electrical equipment, such as home appliances, motor, lightings. It can be used with the protective tubes when necessary.

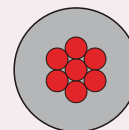
AWM = Appliance Wiring Material

UL = Underwriters Laboratories Inc. (USA)

UL File NO. E334907

AWG-no.	Outer Diameter mm	Cable Weight kg/km	Max. Cond. Resistance at 20 °C Ohm/km
30	1.81	4.18	361.00
28	1.95	5.01	239.00
26	2.06	5.87	150.00
24	2.17	6.99	94.20
22	2.35	9.00	59.40
20	2.51	11.04	36.70
18	2.74	14.35	23.20
16	3.06	20.06	14.60
14	3.44	28.26	8.96
12	3.93	40.97	5.64
10	4.56	61.47	3.55
8	6.10	102.85	2.23
6	7.82	165.45	1.36
4	9.10	247.71	0.86
2	10.29	339.85	0.54
1	12.46	475.38	0.43
1/0	13.29	561.68	0.34
2/0	14.60	710.83	0.27
3/0	15.71	852.83	0.22
4/0	17.20	1062.74	0.17

RAD 155 UL 3321



Technical data

- Halogen-free single core with increased heat resistance according to UL Style 3321
- **Temperature range fixed**
-35 °C to + 150 °C
- **Nominal voltage** 600 V
- **Minimum bending radius**
flexing approx. 12.5 x cable diameter
fixed installation approx. 4 x cable diameter

Properties

- Halogen-free
- Lower propagation of fire
- Low development of smoke and fumes
- Good abrasion and notch resistance
- Good resistance to oils and weathering
- Resistant to UV radiation and ozone
- Resistant to soldering temperatures

Cable structure

- Conductor: 30 AWG - 4/0 AWG solid or stranded round, tinned or bare copper
- Insulation: XLPE

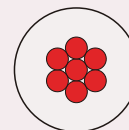
Application

RAD 155 wires are the collection for our irradiation cross-linked PE (XLPE) hook-up wires. They have the heat-resistant features with rated temperature at 150°C. RAD 155 UL 3321 are generally used as the connecting wire for the internal wiring of the electronic and electrical equipment, such as home appliances, motor, lightings. It can be used with the protective tubes when necessary.

UL File NO. E334907

AWG-no.	Outer Diameter mm	Cable Weight kg/km	Max. Cond. Resistance at 20 °C Ohm/km
30	1.81	4.18	361.00
28	1.95	5.01	239.00
26	2.06	5.87	150.00
24	2.17	6.99	94.20
22	2.35	9.00	59.40
20	2.51	11.04	36.70
18	2.74	14.35	23.20
16	3.06	20.06	14.60
14	3.44	28.26	8.96
12	3.93	40.97	5.64
10	4.56	61.47	3.55
8	6.10	102.85	2.23
6	7.82	165.45	1.36
4	9.10	247.71	0.86
2	10.29	339.85	0.54
1	12.46	475.38	0.43
1/0	13.29	561.68	0.34
2/0	14.60	710.83	0.27
3/0	15.71	852.83	0.22
4/0	17.20	1062.74	0.17

UL 3132



Technical data

- Silicone single core according to UL Style 3132
- **Temperature range**
-60 °C to + 150 °C
- **Nominal voltage** 300 V
- **Minimum bending radius**
15 x cable diameter

Properties

- Halogen-free
- Resistant to high molecular oils, fats, alcohols, plasticizers and diluted acids;
Resistant to lyes, salt dissolution, oxidation substances, lake water and oxygen.

Cable structure

- Tinned copper conductors
- Silicon core insulation

Application

UL 3132 silicone rubber hook-up wires are mainly used in the steel producing industries, aviation industries as well as in ship building factories, etc. where the high temperature rating of the wires are required.



AWM = Appliance Wiring Material

UL = Underwriters Laboratories Inc. (USA)

UL File NO. E334907

AWG-no.	Outer Diameter mm	Cable Weight kg/km	Max. Cond. Resistance at 20 °C Ohm/km
30	1.05	1.58	361.0
28	1.19	2.15	239.0
26	1.30	2.81	150.0
24	1.41	3.72	94.2
22	1.56	5.06	59.4
20	1.75	7.12	36.7
18	1.98	10.12	23.2
16	2.30	15.11	14.6

UL 3135



Technical data

- Silicone single core according to UL Style 3135
- **Temperature range**
-60 °C to + 200 °C
- **Nominal voltage** 600 V
- **Minimum bending radius**
15 x cable diameter

Properties

- Halogen-free
- Resistant to high molecular oils, fats, alcohols, plasticizers and diluted acids;
Resistant to lyes, salt dissolution, oxidation substances, lake water and oxygen.

Cable structure

- Tinned copper conductors
- Silicon core insulation

Application

UL 3135 silicone rubber hook-up wires are mainly used in the steel producing industries, aviation industries as well as in ship building factories, etc. where the high temperature rating of the wires are required.

AWM = Appliance Wiring Material

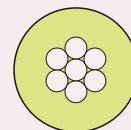

UL = Underwriters Laboratories Inc. (USA)

UL File NO. E334907

AWG-no.	Outer Diameter mm	Copper Weight kg/km	Cable Weight kg/km
24	2.1	1.9	6.3
22	2.4	3.6	9.2
20	2.6	6.0	12.3
18	2.8	8.6	15.5
16	3.0	13.3	21.0
14	3.4	20.5	29.7
12	3.8	32.6	43.2

Silicone Rubber Wires

UL 3212



Technical data

- Silicone single core according to UL Style 3212
- **Temperature range**
-60 °C to + 150 °C
- **Nominal voltage** 600 V
- **Minimum bending radius**
15 x cable diameter

Properties

- Halogen-free
- Resistant to high molecular oils, fats, alcohols, plasticizers and diluted acids;
Resistant to lyes, salt dissolution, oxidation substances, lake water and oxygen.

Cable structure

- Tinned copper conductors
- Silicon core insulation

Application

UL 3212 silicone rubber hook-up wires are mainly used in the steel producing industries, aviation industries as well as in ship building factories, etc. where the high temperature rating of the wires are required.

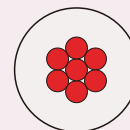
AWM = Appliance Wiring Material

UL = Underwriters Laboratories Inc. (USA)

UL File NO. E334907

AWG-no.	Outer Diameter mm	Cable Weight kg/km	Max. Cond. Resistance at 20 °C Ohm/km
26	2.90	10.01	150.00
24	3.01	11.30	94.20
22	3.16	13.16	59.40
20	3.35	15.87	36.70
18	3.58	19.66	23.20
16	3.93	26.40	14.60
14	4.28	34.62	8.96
12	4.77	47.99	5.64
10	5.40	69.46	3.55

UL 3512



Technical data

- Silicone single core according to UL Style 3512
- **Temperature range**
-60 °C to + 200 °C
- **Nominal voltage** 600 V
- **Minimum bending radius**
15 x cable diameter

Properties

- Halogen-free
- Resistant to high molecular oils, fats, alcohols, plasticizers and diluted acids;
Resistant to lyes, salt dissolution, oxidation substances, lake water and oxygen.

Cable structure

- Tinned copper conductors
- Silicon core insulation

Application

UL 3512 silicone rubber hook-up wires are mainly used in the steel producing industries, aviation industries as well as in ship building factories, etc. where the high temperature rating of the wires are required.

AWM = Appliance Wiring Material

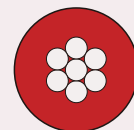
UL = Underwriters Laboratories Inc. (USA)

UL File NO. E334907

AWG-no.	Cross-sec. mm ²	Outer Diameter mm	Cable Weight kg/km	Max. Cond. Resistance at 20 °C Ohm/km
20	0.50	2.48	10.20	40.10
18	0.75	2.69	13.17	26.70
17	1.00	2.87	16.03	20.00
16	1.50	3.14	21.14	13.70
14	2.50	3.58	31.00	8.21
12	4.00	4.15	46.87	5.09
10	6.00	5.48	74.75	3.39

Fluoroplastic Equipment Wires

UL 1330



Technical data

- FEP single core according to UL Style 1330
- **Temperature range**
-100 °C to + 200 °C
(up to + 230 °C for short time)
- **Nominal voltage** 600 V
- **Minimum bending radius**
flexing 10 x cable diameter
fixed installation 4 x cable diameter
- **Conductor temperature range**
plain copper + 130 °C
tinned copper + 180 °C
silver pl. copper + 200 °C

Properties

- Higher insulation resistance
- Low dielectric loss
- Not flammable
- Absolute ozone resistant
- Absolute weather resistant
- Self-extinguishing and
flame retardant: IEC 60332-1

Cable structure

- Stranded copper wire, bare, tinned, silver
- FEP Insulation

Application

UL 1330 FEP wires are used for the wiring of the control cabinets where the heat-resistant, oil-resistant, and flame-resistant features are required.

AWM = Appliance Wiring Material

UL = Underwriters Laboratories Inc. (USA)

UL File NO. E334907

AWG-no.	Conductor Construction mm	Outer Diameter mm	Cable Weight kg/km	Max. Cond. Resistance at 20 °C Ohm/km
30	7 x 0.10	1.40	3.19	354.00
28	7 x 0.13	1.48	3.70	223.00
26	7 x 0.16	1.58	4.97	139.00
24	7 x 0.20	1.70	6.30	86.00
22	7 x 0.26	1.88	8.02	55.00
20	7 x 0.32	2.06	9.95	35.00
18	7 x 0.39	2.11	13.61	21.80
16	7 x 0.50	2.45	19.10	13.70
14	19 x 0.37	2.86	27.41	8.62
12	19 x 0.46	3.32	38.41	4.53
10	37 x 0.43	4.02	62.90	3.41

UL 1332



Technical data

- FEP single core according to UL Style 1332
- **Temperature range**
-100 °C to + 200 °C
(up to + 230 °C for short time)
- **Nominal voltage** 300 V
- **Minimum bending radius**
flexing 10 x cable diameter
fixed installation 4 x cable diameter
- **Conductor temperature range**
plain copper + 130 °C
tinned copper + 180 °C
silver pl. copper + 200 °C

Properties

- Higher insulation resistance
- Low dielectric loss
- Not flammable
- Absolute ozone resistant
- Absolute weather resistant
- Self-extinguishing and flame retardant: IEC 60332-1

Cable structure

- Stranded copper wire, bare, tinned, silver
- FEP Insulation

Application

UL 1332 FEP wires are used for the wiring of the control cabinets where the heat-resistant, oil-resistant, and flame-resistant features are required.

AWM = Appliance Wiring Material


UL = Underwriters Laboratories Inc. (USA)

UL File NO. E334907

AWG-no.	Conductor Construction mm	Outer Diameter mm	Cable Weight kg/km	Max. Cond. Resistance at 20 °C Ohm/km
30	7 x 0.10	1.02	1.85	354.00
28	7 x 0.13	1.10	2.28	223.00
26	7 x 0.16	1.20	3.33	139.00
24	7 x 0.20	1.32	4.23	86.00
22	7 x 0.26	1.50	5.63	55.00
20	7 x 0.32	1.64	7.91	35.00
18	7 x 0.39	1.79	11.03	21.80
16	7 x 0.50	2.13	16.23	13.70
14	19 x 0.37	2.56	24.07	8.62
12	19 x 0.46	3.02	34.82	4.53
10	37 x 0.43	3.72	58.23	3.41

Fluoroplastic Equipment Wires

UL 1592



Technical data

- FEP single core according to UL Style 1592
- **Temperature range**
-55 °C to + 200 °C
(up to + 230 °C for short time)
- **Nominal voltage** 300 V
- **Minimum bending radius**
flexing 10 x cable diameter
fixed installation 4 x cable diameter
- **Conductor temperature range**
plain copper + 130 °C
tinned copper + 180 °C
silver pl. copper + 200 °C

Properties

- Higher insulation resistance
- Low dielectric loss
- Not flammable
- Absolute ozone resistant
- Absolute weather resistant
- Self-extinguishing and
flame retardant: IEC 60332-1

Cable structure

- Stranded copper wire, bare, tinned, silver
- FEP Insulation

Application

UL 1592 FEP wires are used for the wiring of the control cabinets where the heat-resistant, oil-resistant, and flame-resistant features are required.

AWM = Appliance Wiring Material

UL = Underwriters Laboratories Inc. (USA)

UL File NO. E334907

AWG-no.	Conductor Construction mm	Outer Diameter mm	Cable Weight kg/km	Max. Cond. Resistance at 20 °C Ohm/km
32	7 x 0.08	1.08	2.32	567
30	7 x 0.10	1.14	2.69	354
28	7 x 0.13	1.22	3.24	223
26	7 x 0.16	1.32	4.01	139
24	7 x 0.20	1.44	5.16	86
22	7 x 0.26	1.62	7.03	55
20	7 x 0.32	1.80	9.32	35

UL 1671



Technical data

- ETFE single core according to UL Style 1671
- **Rated Temperature** 150 °C
- **Nominal voltage** 300 V
- **Minimum bending radius**
flexing 10 x cable diameter
fixed installation 4 x cable diameter

Properties

- Low dielectric loss
- Absolute ozone resistant
- Absolute weather resistant
- Self-extinguishing and
- flame retardant: IEC 60332-1

Cable structure

- 32 AWG - 10 AWG solid or stranded round, tinned or bare copper, silver plated or nickel plated copper, or silver plated copper alloy.
- ETFE compound

Application

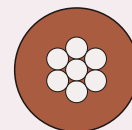
UL 1671 ETFE wires are used for the wiring of the control cabinets where the heat-resistant, oil-resistant, and flame-resistant features are required.

AWM = Appliance Wiring Material

UL = Underwriters Laboratories Inc. (USA)

Cross section mm ²	Conductor Construction No. x mm	Conductor Diameter mm	Outer Diameter mm	Cable Weight kg/km	Max. Cond. Resistance at 20 °C Ohm/km
0.35	7 X 0.254	0.75	1.25	4.5	54.79
0.82	16 X 0.254	1.20	1.70	10.0	25.20
2.10	41 X 0.254	1.80	2.30	22.0	9.65
5.30	105 X 0.254	3.00	3.50	54.0	3.77
8.20	168 X 0.254	3.80	4.30	83.0	2.37

FEP Wire



Technical data

- Fluorinated polymeric insulation FEP
- **Temperature range**
-100 °C to + 205 °C
(up to + 230 °C for short time)
- **Nominal voltage** 600 V
- **Test voltage** 2500 V
- **Insulation resistance**
min. 2 GOhm x km
- **Minimum bending radius**
flexing 10 x cable diameter
fixed installation 4 x cable diameter
- **Conductor temperature range**
plain copper + 130 °C
tinned copper + 180 °C
silver pl. copper + 200 °C

Properties

- Higher insulation resistance
- Low dielectric loss
- Not flammable
- Min. 20 kV dielectric strength
- Absolute ozone resistant
- Absolute weather resistant
- Self-extinguishing and
flame retardant: IEC 60332-1

Cable structure

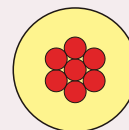
- Stranded copper wire, bare, tinned, silver
- FEP Insulation

Application

FEP wires are used for the wiring of the control cabinets where the heat-resistant, oil-resistant, and flame-resistant features are required.

AWG-no.	NO.cores x cross-sec. mm ²	Outer Diameter mm	Copper Weight kg/km	Cable Weight kg/km
26	1 x 0.14	1.00	1.4	2.6
24	1 x 0.25	1.16	2.4	4.1
20	1 x 0.50	1.42	4.8	8.0
18	1 x 0.75	1.62	7.2	9.7
17	1 x 1.00	1.90	9.6	12.7
16	1 x 1.50	2.20	14.4	17.9
14	1 x 2.50	2.65	24.0	26.4
12	1 x 4.00	3.20	38.0	43.1
10	1 x 6.00	4.40	58.0	65.9
8	1 x 10.00	5.30	96.0	115.0
6	1 x 16.00	8.00	154.0	175.0

PTFE Wire



Technical data

- Fluorinated polymeric insulation PTFE
- **Temperature range**
-190 °C to + 260 °C
(up to + 300 °C for short time)
- **Nominal voltage**
type E = 600 V
type EE = 1000 V
- **Test voltage**
type E = 3.4 kV
type EE = 5 kV
- **Insulation resistance**
min. 1 GOhm x km
- **Minimum bending radius**
10 x cable diameter
- **Conductor temperature range**
plain copper + 130 °C
tinned copper + 180 °C
silver pl. copper + 200 °C
nickel pl. copper + 300 °C

Properties

- Higher insulation resistance
- Low dielectric loss
- Not flammable
- Absolute weather resistant
- Water absorption <0.01 %
- Self-extinguishing and flame retardant: IEC 60332-1

Cable structure

- Stranded copper wire, bare, tinned, silver or nickel-plated
- PTFE Insulation

Application

PTFE wires are used for the wiring of the control cabinets where the heat-resistant, oil-resistant, and flame-resistant features are required.

600V

AWG-no.	Cross-sec. mm ²	Outer Diameter mm	Cable Weight kg/km
32	0.03	0.7	0.4
30	0.06	0.8	0.6
28	0.09	0.9	0.9
26	0.14	1.0	1.6
24	0.21	1.1	2.3
22	0.35	1.3	3.7
21	0.38	1.3	4.0
20	0.57	1.5	6.0
18	0.90	1.7	9.4
16	1.23	2.0	12.9
14	1.94	2.4	20.3

1000V

AWG-no.	Cross-sec. mm ²	Outer Diameter mm	Cable Weight kg/km
32	0.03	1.0	0.4
30	0.06	1.1	0.6
28	0.09	1.1	1.0
26	0.14	1.2	1.6
24	0.21	1.4	2.4
22	0.35	1.5	3.8
21	0.38	1.5	4.2
20	0.57	1.7	6.3
18	0.90	2.0	10.6
16	1.23	2.3	21.4
14	1.94	2.7	34.0